




ENGLISH FOR KIDS PHASE 1(1)



WORKBOOK

NAME: _____



UNITS

UNIT 1: WHAT'S YOUR NAME?

UNIT 2: COLORS AND SHAPES


UNIT 3: NUMBERS

UNIT 4: GENERAL REVIEW





UNIT 1: WHAT'S YOUR NAME?



My name is Tony



I'm Lisa




He is Robert





DRAW AND COLOR... THIS IS ME !!



MY NAME IS _____



GREETINGS

hello

Hi!




Conversation:

Peter: -Hi, Good morning

Tom: -Hello!!, How are you?

Peter: -Fine, Thank you; ar


Tom: -I am great




dibujoscolorear.es



GOOD MORNING !!!



GOOD NIGHT !!!



LOOK AND WRITE:

hello

hi

Good Morning



COMPLETE:

1- Hello!

2- _____!!

3- What's your _____ ?

4- My _____ is _____

HOW ARE YOU?



HOW ARE YOU?

Fine, thank you
Very well, thanks
Great
EXCELLENT, AND YOU?



FAREWELLS AND COURTESY EXPRESSIONS

GOOD BYE !!!

**BYE !!!
TAKE CARE**



THANK YOU !!

**YOU ARE
WELCOME !!!**





VOCABULARY: Copy the words.



BYE



HELLO



Good morning



Good night



SING ALONG: HOW ARE YOU ?

GOOD MORNING, HOW ARE YOU ?

GOOD MORNING, HOW ARE YOU ?

GOOD MORNING, HOW ARE YOU ?

HOW ARE YOU TODAY



CLAP YOUR HANDS, HOW ARE YOU ?

CLAP YOUR HANDS, HOW ARE YOU ?

CLAP YOUR HANDS, HOW ARE YOU ?

HOW ARE YOU TODAY

NOW STOMP YOUR FEET, HOW ARE YOU ?

NOW STOMP YOUR FEET, HOW ARE YOU ?

NOW STOMP YOUR FEET, HOW ARE YOU ?

HOW ARE YOU TODAY

USE THESE WORDS!

DANCE AROUND	JUMP UP AND DOWN
TOUCH YOUR TOES	STRECH UP HIGH



©fumira



Complete:

1. h___lo

4. B___e

2. Mor___i___g

5. Tha___ks

3. Na___e

6. G___od

Match

Good morning




Hello



Good night


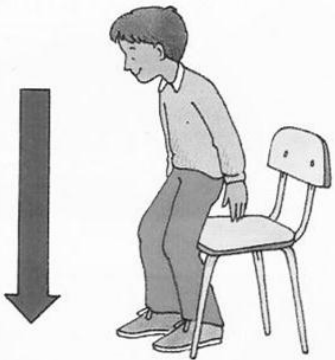








Thank you





LET'S MOVE

 <p>Stand up.</p>	 <p>Sit down.</p>
 <p>Open your book.</p>	 <p>Close your book.</p>
 <p>Point to the teacher.</p>	 <p>Touch the desk.</p>
 <p>Please be quiet.</p>	 <p>Listen carefully.</p>



Match and draw:


RAISE YOUR HAND

SIT DOWN

OPEN YOUR BOOK

STAND UP

PLEASE BE QUIET





UNIT 2: COLORS

WHAT COLOR IS IT?



Practice.



yellow



blue



white



pink



gray



brown



red



black



green



purple




orange



RED

What's that?

a) It's a red apple




APPLE

b) They are red cherries




CHERRIES

c) They are strawberries



STRAWBERRIES

d) It's a red heart



HEART


Red



BLUE


What's that?

a) They are blue dolphins



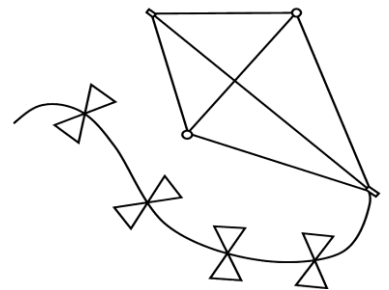
DOLPHINS

b) They are blue ballons



BALLONS

c) It's a blue kyte



KYTE

Blue



GREEN

What color are they?

a) They are green leaves



LEAVES

b) It's a green parrot



PARROT

c) It's a green lemon



LEMON


Green



YELLOW


What color are they?

a) It's a yellow sun




SUN

b) It's a yellow little chicken



CHICKEN

c) They are yellow bananas



BANANAS


Yellow



ORANGE


What color are they?

a) It's an orange carrot




CARROT

b) It's an orange flower



FLOWER

c) It's an orange orange



ORANGE

Orange



PURPLE


What color are they?

a. They are purple grapes




GRAPES

b. It's a purple eggplant



EGGPLANT

c. It's a purple prune




PRUNES

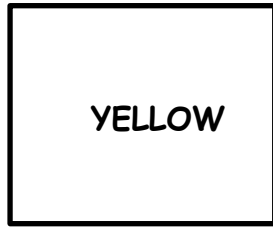
Purple



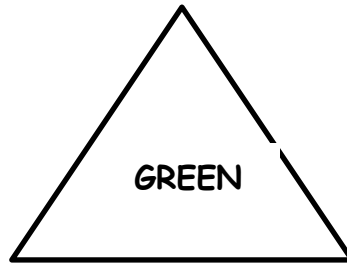
SHAPES



CIRCLE



SQUARE




TRIANGLE





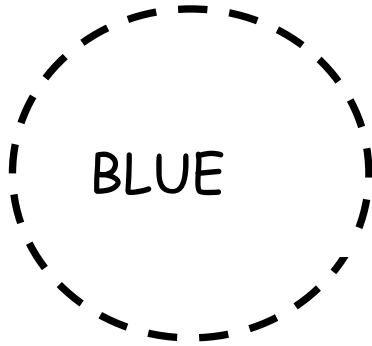
RECTANGLE

MAKE A COLLAGE:

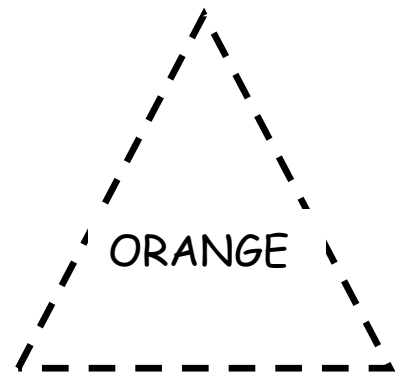
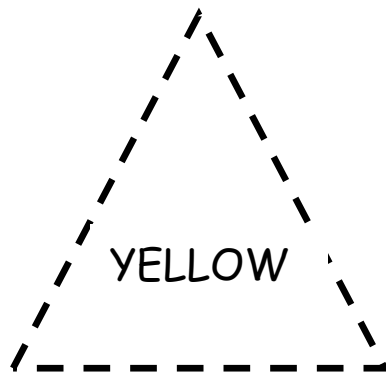
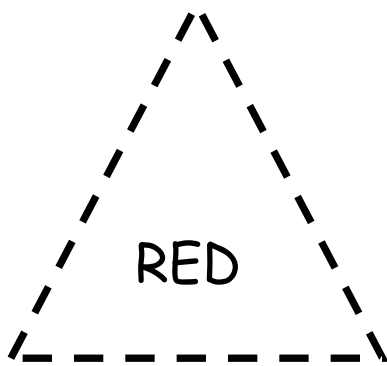




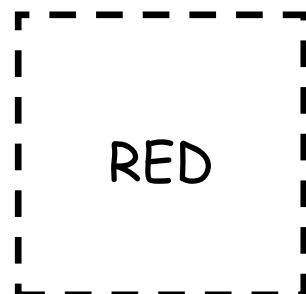

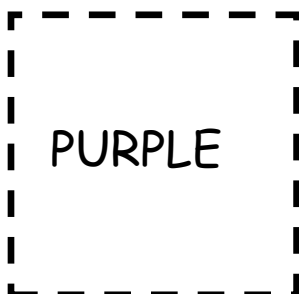
FOLLOW THE DOTTED LINE AND COLOR
CIRCLES



TRIANGLES

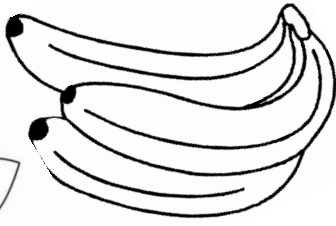


SQUARES







MATCH:



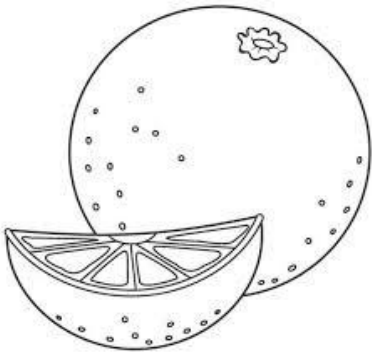
CARROT




ORANGE



APPLE



BANANA



GRAPES





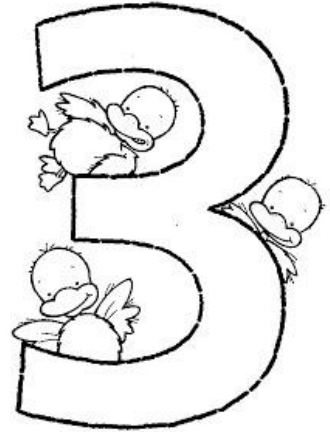



DRAW:

A BLUE <u>CIRCLE</u>	
AN ORANGE <u>SQUARE</u>	
A RED <u>HEART</u>	
A GREEN <u>TRIANGLE</u>	
A YELLOW KYTE	




UNIT 3: NUMBERS






one




1

two




2

three




3



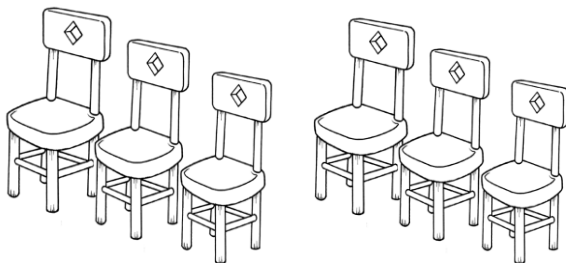
FOUR

4




FIVE

5



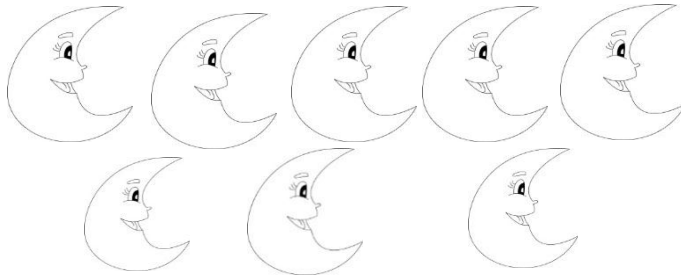
SIX

6




7

SEVEN



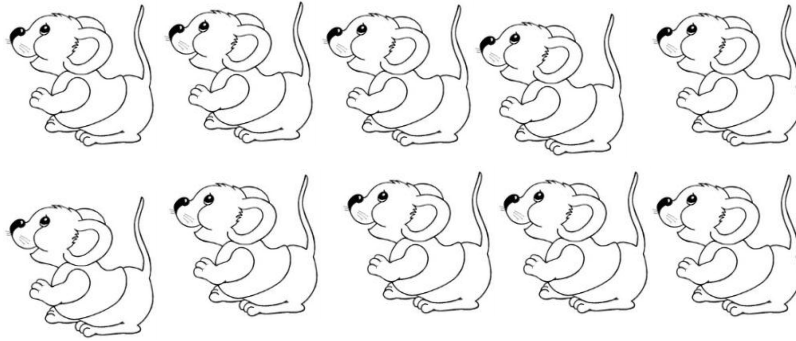
8

EIGHTH



9

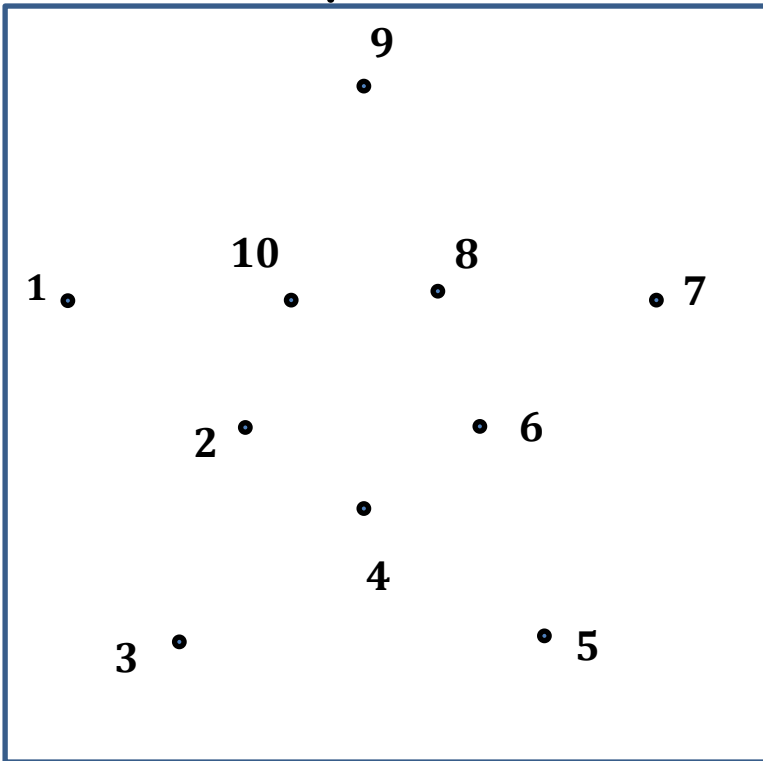
NINE



10

TEN





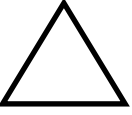

Join the points:



This is a sweet _____




DRAW AND COLOR:


1 	
2 	
3 	
4 	
5 	
6 	




COLOR AND MATCH:



6



3



4



5



MATCH:

SEVEN

THREE

FIVE

TWO

EIGHT

SIX

FOUR

ONE



2

4

6


7

1

3





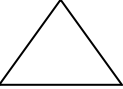
8

5





Write, draw and color:

4	<u>Four</u>	
5	_____	
6	_____	
7	_____	
8	_____	

Order and write:

three

nine

seven

six

two

five

eight

ten


one

four

1. <u>one</u>	2. _____	3. _____	4. _____	5. _____
6. _____	7. _____	8. _____	9. _____	10. _____



LET'S SOLVE:



PLUS

1 +	2 +	7 +	5 +	19 +	4 +
<u>2</u>	<u>4</u>	<u>5</u>	<u>3</u>	<u>2</u>	<u>9</u>

MINUS

10 -	8 -	7 -	5 -	9 -	12 -
<u>2</u>	<u>4</u>	<u>5</u>	<u>3</u>	<u>2</u>	<u>9</u>


TIMES

10 × 2 =		7 × 3 =		9 × 4 =		3 × 4 =
1 × 6 =		2 × 5 =		6 × 3 =		8 × 5 =



General Review

1. What color are they?



2. Draw

CIRCLE	SQUARE	TRIANGLE	STAR


3. Write the number

5	6	9	3




MATCH:

1



3



2

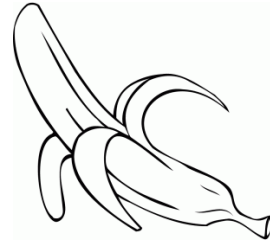
4






Complete:


a. It's a _____




b. It's an _____



c. It's a _____




d. It's an _____



e. It's a _____



f. They are _____




UVA



Fill in:

WHAT'S
YOUR NAME?



BYE !!!

YOU ARE
WELCOME





LET'S MOVE: WRITE THE MEANING

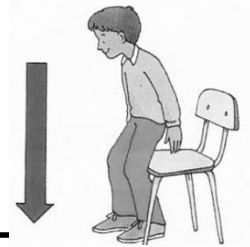
1. _____



2. _____



3. _____



4. _____



5. _____



6. _____

